

# Pangburn Public Schools

DAVID ROLLAND, Superintendent  
501-728-4511 • FAX 501-728-4514  
1100 SHORT STREET • PANGBURN, ARKANSAS 72121

Dear Pangburn Elementary Families,

Our school district has applied and been approved for 5 AMI (Alternative Methods of Instruction) days by the Arkansas State Department of Education. This allows the district to use alternative home learning activities when there is a need for school closure due to exceptional or emergency circumstances, including inclement weather for up to 5 days. By doing this the district will not have to make up these days.

Your child's teacher has created this AMI packet for all students in the class. Please be sure to put this in a safe place that it can be easily found in case there is a need for Pangburn Public Schools to cancel school. Your child will need to complete a day's worth of assignments for each day the school determines as an AMI day. Follow the instructions given in the packet by the teacher. Once school resumes students will turn in their work to their teacher.

Should there be a need for school closure, one of the first sources for you to receive this information is through our Pangburn Elementary School Remind 101 app. The directions for you to sign up are included on the back of this page. School closure information will also be posted on the Pangburn School District facebook page and shared on local news outlets.

If you have any questions please contact the office at 501-728-4230.

Thank you,



Mary Rieck

Elementary Principal

— District Board of Education —

President - Mikel McCord • Vice President - Mark Flint • Secretary - Nikki King • Members - Trey Reaper & Lori Huggins




















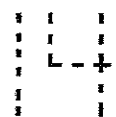


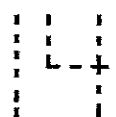
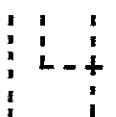




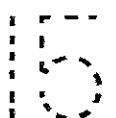









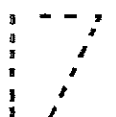

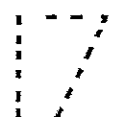



















*An Equal Opportunity Employer*

## AMI Day – Connect Preschool

Choose **four** activities to complete for *each day we miss school*. Turn your chosen assignment into your teacher. Do each assignment only one time. Parents please initial activities your child completed.


|   |  |   |   |
|---|--|---|---|
| <p>Reading Comprehension: <i>My Friend</i></p> <ul style="list-style-type: none"> <li>Read the passage and ask your child the questions</li> </ul>  | <p>Tracing Numbers 11-20</p>   | <p>Reading Comprehension: <i>Fluffy the Cat</i></p> <ul style="list-style-type: none"> <li>Read the passage and ask your child the questions</li> </ul> | <p>3-D Shapes Match</p> <ul style="list-style-type: none"> <li>Cut out the objects and match to the correct shape</li> </ul>                                  |
| <p>Beginning Letter Sounds</p> <ul style="list-style-type: none"> <li>Sheet included</li> <li>Circle the beginning sound of each picture</li> </ul> | <p>Use paper and scissors to practice cutting on a line.</p>   | <p>Reading Comprehension: <i>Football</i></p> <ul style="list-style-type: none"> <li>Read the passage and ask your child the questions</li> </ul>       | <p>Hi! My name is _____</p> <ul style="list-style-type: none"> <li>Your child writes his/her name and counts the number of letters</li> </ul>                 |
| <p>Practice counting objects to 30.<br/>Ex. Coins, cereal, dried beans, toys, etc.</p>  | <p>Tracing Numbers 1-10</p>  | <p>Dab It! Beginning Sounds</p> <ul style="list-style-type: none"> <li>Color the beginning sound of each picture</li> </ul>                             | <p>Practice birthday, address, and phone number with your child.</p>  |
| <p>Practice first sound in a word.<br/>Ex. Moon-mmm<br/>Pig- pppp<br/>Ball-bbbb</p>   | <p>Practice writing ABCs capital and lowercase</p> <ul style="list-style-type: none"> <li>Tracing sheet included</li> </ul>                      | <p>Have your child name the letters in his/her name.</p>  | <p>Practice writing first name 4 times on blank sheet of paper.</p> <ul style="list-style-type: none"> <li>Use the letter formation sheet attached</li> </ul> |
| <p>Dot the Rhyme</p> <ul style="list-style-type: none"> <li>Color the picture that makes a rhyming pair</li> </ul>                                  | <p>Following Directions</p> <ul style="list-style-type: none"> <li>Read the directions to your child and have them complete each step</li> </ul> | <p>Shapes and Patterns</p> <ul style="list-style-type: none"> <li>Fill in the missing shape to complete the pattern</li> </ul>                          | <p>Ordering</p> <ul style="list-style-type: none"> <li>Smallest to largest</li> </ul>   |

Name: \_\_\_\_\_

|  |   |
|--|---|
| 11    |                |
| 12    |                |
| 13    |                |
| 14    |                |
| 15   |           |
| 16  |      |
| 17  |      |
| 18  |      |
| 19  |      |
| 20  |      |

Name \_\_\_\_\_

# 3-D Shapes!



Directions: Cut and paste the correct shapes into the boxes.

## Sphere

A sphere looks like  
a ball.

|  |  |  |
|--|--|--|
|  |  |  |
|--|--|--|

## Cube

A cube looks like  
a box.

|  |  |  |
|--|--|--|
|  |  |  |
|--|--|--|

## Cone

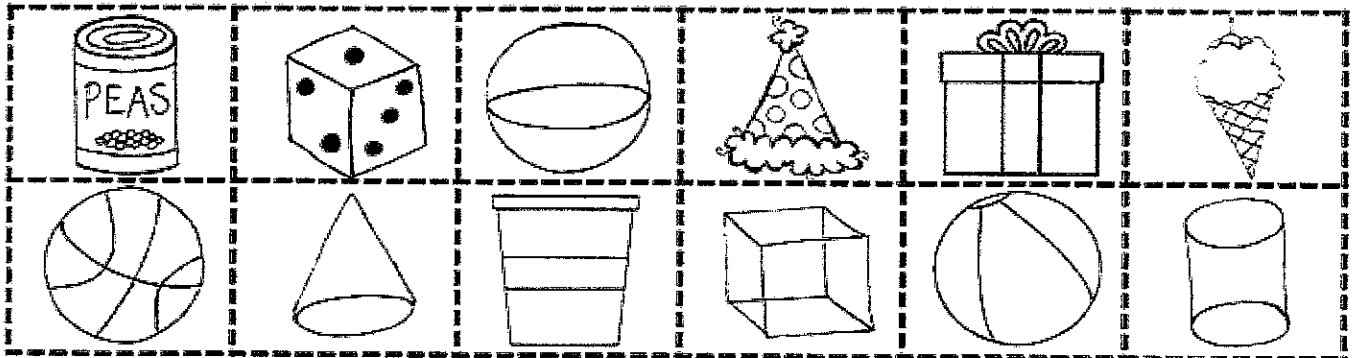
A cone looks like  
a party hat.

|  |  |  |
|--|--|--|
|  |  |  |
|--|--|--|

## Cylinder

A cylinder looks like  
a can.

|  |  |  |
|--|--|--|
|  |  |  |
|--|--|--|



Name \_\_\_\_\_

# Reading Comprehension

Read the short passage and answer the questions.

## My Friend

My friend's name is Ben.  
Ben is a great friend. He is  
five years old. Ben plays  
soccer. We have so much  
fun together!



1. What is my friend's name?

---

---

---

2. How old is he?

---

---

---

3. What does he play?

---


---

---

Name: \_\_\_\_\_

## Practice Beginning Letter Sounds


Say the name of the picture and circle the letter that matches the beginning sound.




b c v



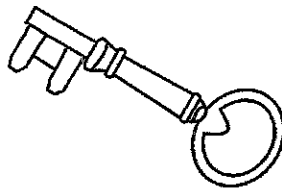
q u t




g d f




o t v




h e k



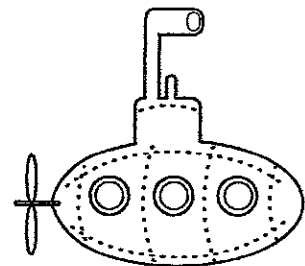
e j n



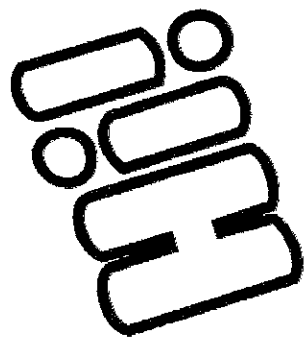
m p h



n r w



s z o



My name is...

\_\_\_\_\_

-----

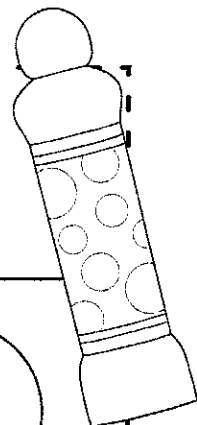
\_\_\_\_\_

There are  letters

in my name.

# Dab It!

Use a bingo dauber, crayon, or sticker to match the picture to the correct beginning sound.



|   |   |   |   |   |
|---|---|---|---|---|
|    | I | V | Z | M |
|    | Y | J | E | K |
|   | O | N | W | F |
|  | B | T | L | A |
|  | H | K | C | X |
|  | G | D | P | T |




Name \_\_\_\_\_

# Reading Comprehension

Read the short passage and answer the questions.

## Fluffy the Cat

Fluffy is a cat. She likes to play. Fluffy can jump very high.



1. What kind of animal is Fluffy?

- dog
- cat

2. What does she like to do?

- play
- jump

3. What can Fluffy do?

- jump high
- walk

1 1 1 1 1 1 1 1

2 2 2 2 2 2 2 2

3 3 3 3 3 3 3 3

4 4 4 4 4 4 4 4

5 5 5 5 5 5 5 5

6 6 6 6 6 6 6 6





7 7 7 7 7 7 7 7

8 8 8 8 8 8 8 8

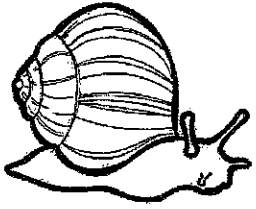
9 9 9 9 9 9 9 9

10 10 10 10 10 10 10 10


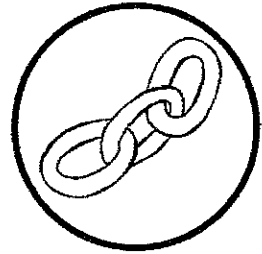
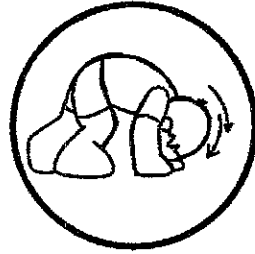
Lead the mice to the cheese by cutting each line.





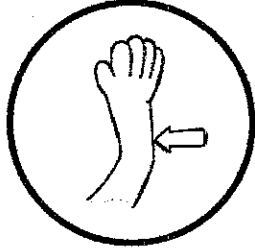
# Dot the Rhyme







snail



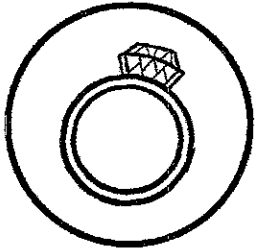
car





pop






king



tree



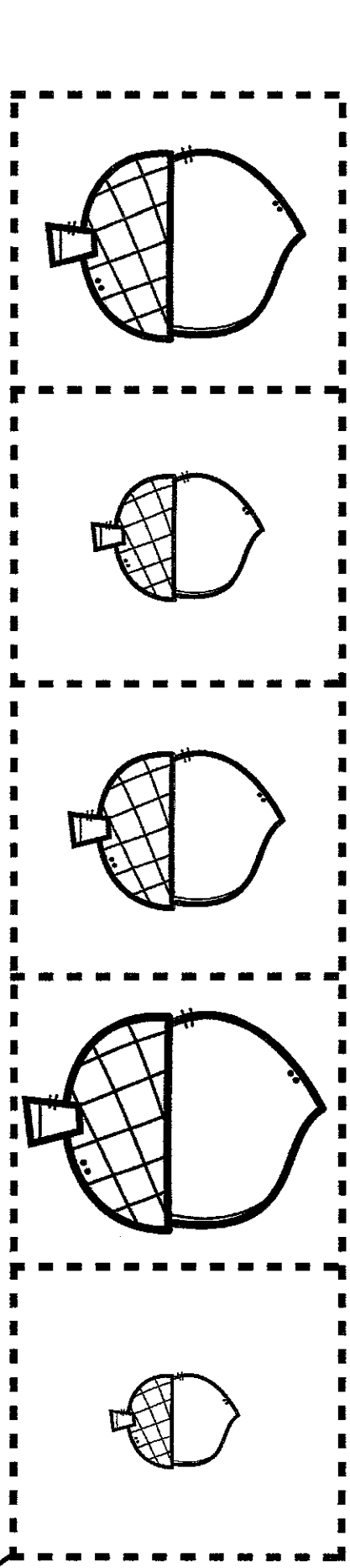
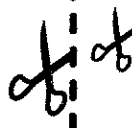
dog



Name: \_\_\_\_\_

Color, cut and glue the acorns in order from smallest to largest.

|  |  |  |  |  |
|--|--|--|--|--|
|  |  |  |  |  |
|--|--|--|--|--|



Name \_\_\_\_\_

Following Directions



1. Color two butterflies yellow.
2. Color one butterfly orange.
3. Color three butterflies pink.
4. Color the girl's shirt red.
5. Color the girl's pants blue.
6. Color the girl's shoes purple.
7. Color the girl's hair brown.
8. Color four butterflies on the back.

View more free worksheets at [pinterest.com/susankhansen/](https://pinterest.com/susankhansen/) and [www.creativeclassroomconnections.com](http://www.creativeclassroomconnections.com)

Clipart by Whimsy Clips.