

Pangburn Elementary School AMI Day Procedure 2019/2020

Dear Parent/Guardian:

The state allowed the school districts to file for a waiver that allows snow days or other emergency school closures to count as a regular school days. Pangburn School has been granted a waiver for up to 10 days. For the days to count as school days, the students must complete the work assigned and return the work to their teacher when they return to school. **Students who do not complete the work will be counted absent on those days and given zeros.**

You will find the attached Complete Four sheet with any necessary papers to complete the assignments. Students will choose four activities to complete for each day that school is dismissed for weather or other emergencies. For example, if we miss two days the student will complete eight assignments. Hopefully, we will not be required to miss any days, but we would like to be prepared. Please put this packet in a safe place that you will remember for your child. If you have any questions, please do not hesitate to contact your teacher.

Thank you,


Kindergarten Teachers

AMI Day – Connect Kindergarten




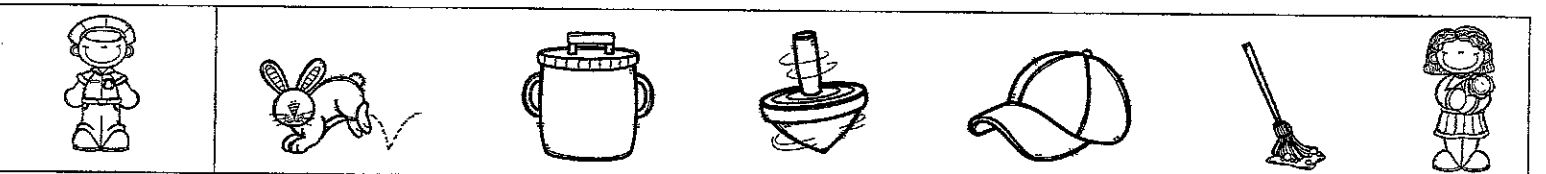

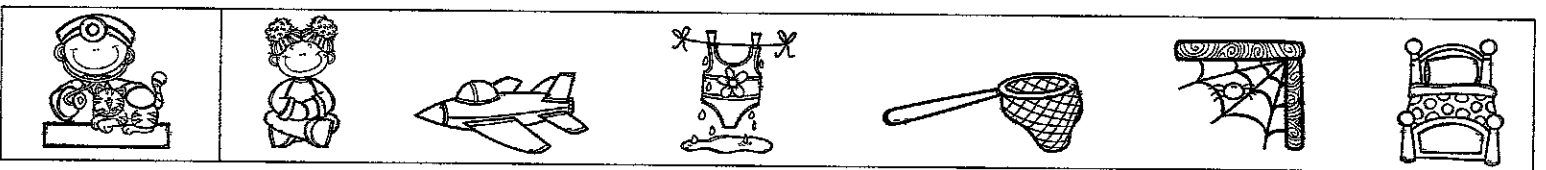

Choose four activities to complete for each day we miss school. Turn your chosen assignments into your teacher. Do each assignment only one time. **Parents please initial activities your child completed.**

10 Jumping Jacks 1 Minute Crab Crawl	Starfall.com (15 minutes)	Spring Rhymes *Paper Included	Practice counting to 100 by 1's, 5's and 10's.
Color by number. *Paper Included	I Can Read Sentences Worksheet (here) *Paper Included	Spring Writing *Paper Included	abcya.com (15 minutes)
Comparing Groups worksheet. *Paper Included	Complete The American Flag color by number worksheet. *Paper Included	Read a book with a parent.	Practice writing numbers to 20. *Paper Included
Complete How Many worksheet. *Paper Included	Practice writing ABCs capital and lowercase. *Paper Included	Solve the 2 addition and subtraction problems. *Paper Included	Practice writing first and last name 4 times. *Paper Included
I Can Read Sentences Worksheet (can) *Paper Included	Subtraction Worksheet *Paper Included	Missing Addend Worksheet *Paper Included	I Can Read! Passage *Paper Included

Spring Rhymes



Color the three pictures that rhyme with the first picture in each row.



Color Key

1 - blue

2 - yellow

3 - orange


4 - green

5 - brown

6 - red

7 - pink

8 - black



Name: _____


Name _____




Color the sight word in the sentences.

Read the sentences and draw a picture to match.


My bus is here.




Here is the big dog.




The man is here.



Here is the jam.



My dad is here.



SPRING

Name: _____



Play with chalk



Play in the puddles




Play in the rain



Play in the mud



Fly a kite



Go for a walk

My Favorite thing to do in the Spring is:















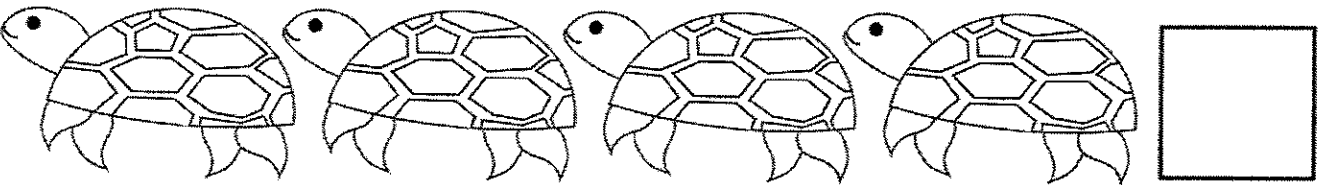




Comparing Groups



Look at the two numbers, write the $<$ $>$ $=$ sign in the box.



Count and write how many.



Name _____

Name: _____

The farmer had 8 piglets. 7 more piglets hatched on Saturday. How many piglets does the farmer have now?

There are 15 butterflies in my yard. 4 of the butterflies fly away. How many butterflies are left in my yard?


Student Name _____

Date _____

Name Practice

Handwriting practice lines consisting of multiple sets of horizontal lines for writing practice.


Name _____



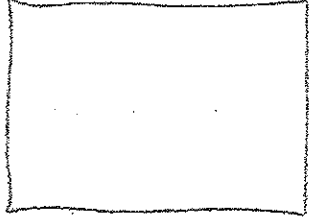
Color the sight word in the sentences.

Read the sentences and draw a picture to match.


I can nap.




I can tap.




I can run.




My dog can wag.




I can hug my mom.




Subtraction




$8 - 5 = \square$



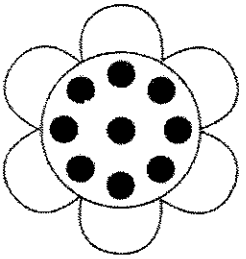
$5 - 3 = \square$




$6 - 4 = \square$



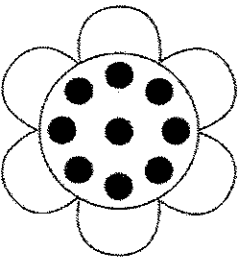
$9 - 4 = \square$




$4 - 1 = \square$




$2 - 1 = \square$




$3 - 2 = \square$



$9 - 2 = \square$



$7 - 4 = \square$



$8 - 6 = \square$

Missing addend



$$6 + \boxed{4} = 10$$



$$3 + \boxed{} = 10$$



$$8 + \boxed{} = 10$$



$$9 + \boxed{} = 10$$



$$7 + \boxed{} = 10$$



$$2 + \boxed{} = 10$$



$$4 + \boxed{} = 10$$



$$1 + \boxed{} = 10$$



Name _____

I Can Read!

Read the passage 3 times for fluency.

Highlight the word: **big**.

Circle the word: **dog**.

Underline the word: **ball**.

big

big

big


I have a pet dog.

My pet dog is big.

My big dog has a big ball.

He likes his big ball.

The big ball is blue




Ist Read	
2nd Read	
3rd Read	

big

Name _____

1. Check the picture that matches the story.



2. What do I have?

- a. a pet cat
- b. a pet dog
- c. a pet duck

3. What does my pet have?

- a. a big bone
- b. a big bowl
- c. a big ball

4. The ball is

and
