

Pangburn Elementary School AMI Day Procedure 2019/2020

Dear Parent/Guardian:

The state allowed the school districts to file for a waiver that allows snow days or other emergency school closures to count as a regular school days. Pangburn School has been granted a waiver for up to 5 days. For the days to count as school days, the students must complete the work assigned and return the work to their teacher when they return to school. Students who do not complete the work will be counted absent on those days and given zeros.

You will find the attached Complete Four sheet with any necessary papers to complete the assignments. Students will choose four activities to complete for each day that school is dismissed for weather or other emergencies. For example, if we miss two days the student will complete eight assignments. Hopefully, we will not be required to miss any days, but we would like to be prepared. Please put this packet in a safe place that you will remember for your child. If you have any questions, please do not hesitate to contact your teacher.

Thank you,

Kindergarten Teachers

AMI Day – Connect Kindergarten

Choose four activities to complete for each day we miss school. Turn your chosen assignments into your teacher. Do each assignment only one time. Parents please initial activities your child completed.


Write the steps to making a PB&J. *Paper included	Starfall.com (15 minutes)	Complete Patterns Worksheet *Paper included	Practice counting to 100 by 1s and 10s.
Color by number. *Paper included	Taking a Look at a Leaf worksheet. *Paper included	Write a story about what you did on the AMI day. *Paper included	abcya.com (15 minutes)
Count and Color worksheet. *Paper Included	Complete color by number worksheet. *Paper included	Read a book with a parent.	Practice writing numbers to 15. *Paper included
Complete How Many worksheet. *Paper included	Practice writing ABCs capital and lowercase. *Paper included	Solve the 2 addition and subtraction problems. *Paper included	Practice writing first and last name 4 times. *Paper included

Sequence Writing

Name: _____

Prompt


What are the steps to making a PB&J?




Step One

Step Two

Step Three



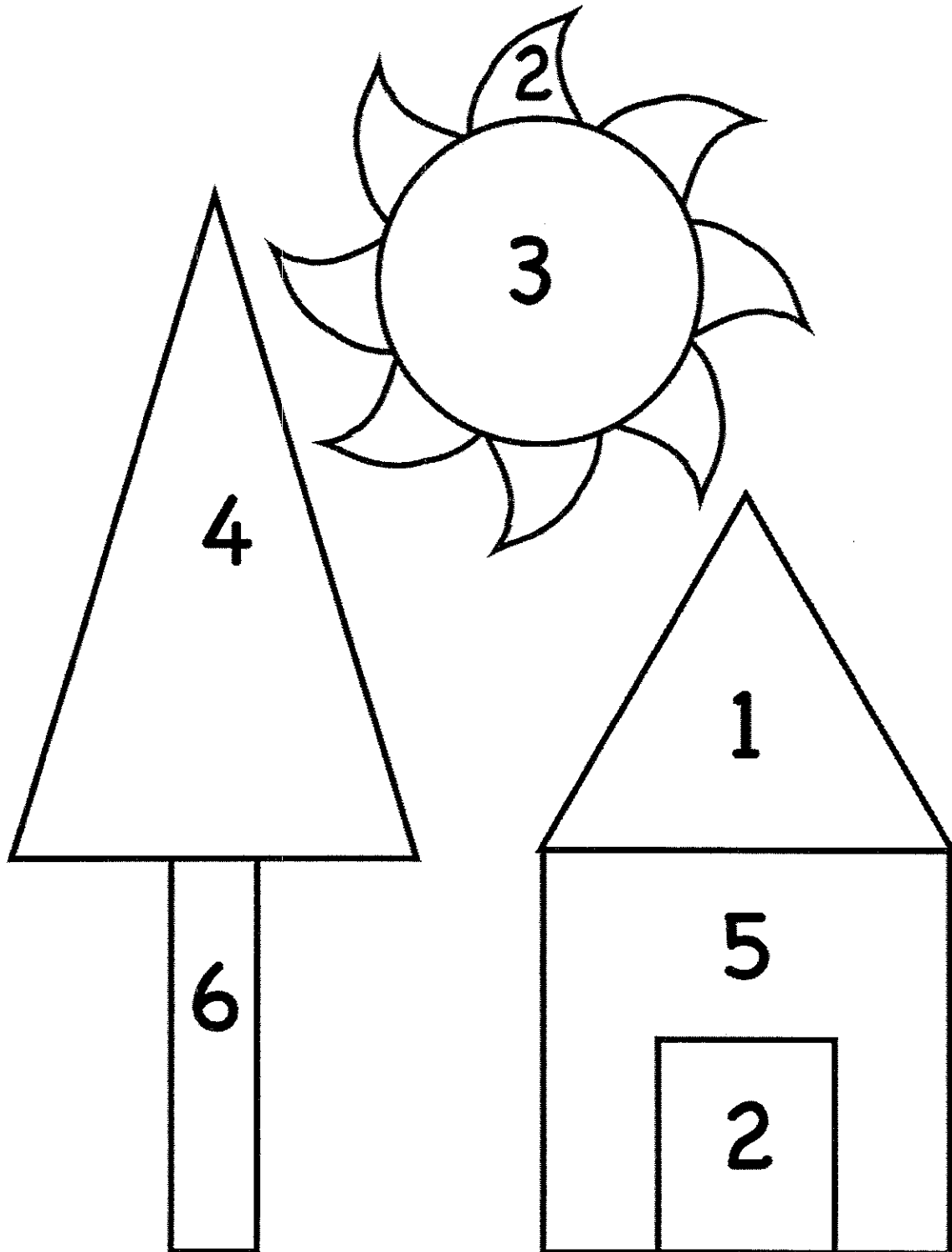
Patterns



Complete the pattern.

--	--	--	--	--




1-Red	2-Orange	3-Yellow
4-Green	5-Blue	6-Brown



Name: _____

TAKING A LOOK AT A LEAF

Circle the size of your leaf.



Draw a picture of your leaf.

Color the word(s) that describes your leaf.

purple	green
red	orange
yellow	brown

Write about your leaf.



Does the edge of your leaf have points? Yes No
 Is the edge of your leaf smooth? Yes No

Name: _____

Date: _____

What I did on my AMI day.

Handwriting practice lines consisting of multiple sets of solid top and bottom lines with a dashed middle line.



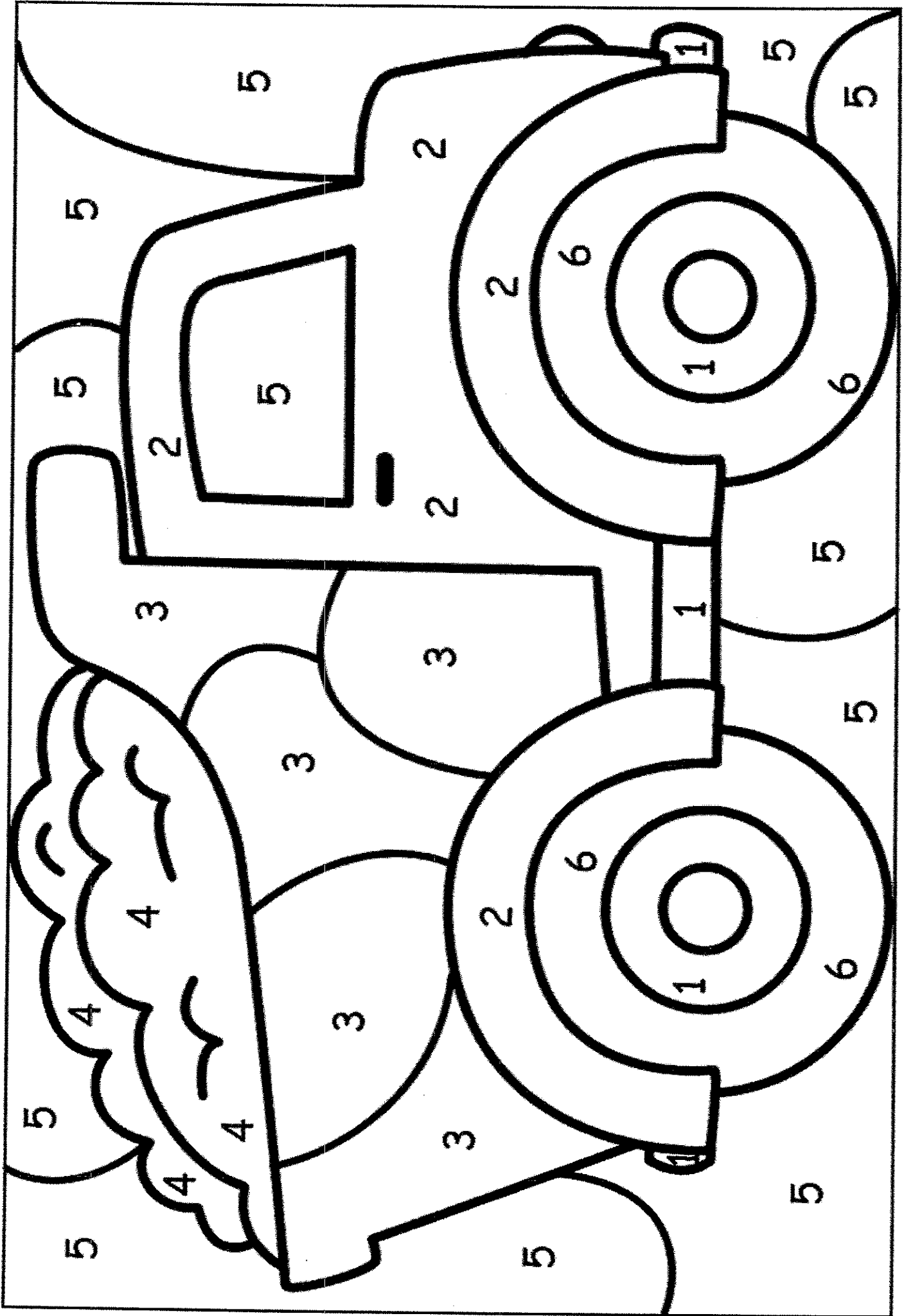
COUNT AND COLOUR

Count the fingers and colour the correct number.

		2	6	4
		4	4	8
		5	6	2
		4	5	7



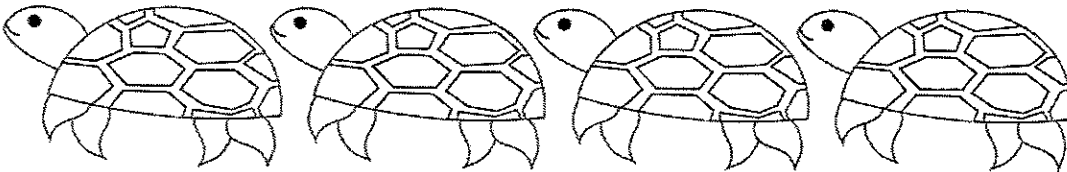
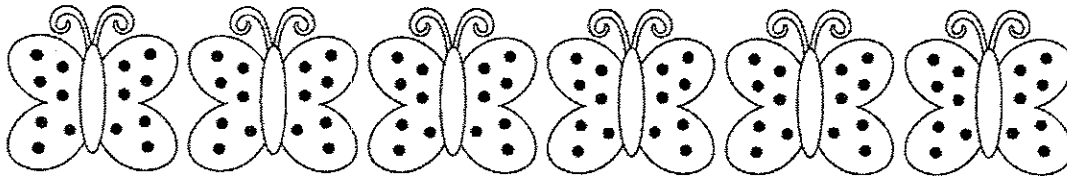



	3	8	4
	4	2	6
	3	6	5
	2	4	7

Name _____



1 = Gray 2 = Green 3 = Orange 4 = Yellow 5 = Blue 6 = Brown

Count and write how many.



A	a	N	n
B	b	O	o
C	c	P	p
D	d	Q	q
E	e	R	r
F	f	S	s
G	g	T	t
H	h	U	u
I	i	V	v
J	j	W	w
K	k	X	x
L	l	Y	y
M	m	Z	z

Name: _____

Cameron had 3 gumballs. His dad gave him 4 more. How many gumballs does he have now?

I gave my dog 6 bones. He ate 2 bones in the yard. How many bones does he have left?

Student Name _____

Date _____

First and Last Name Handwriting Practice

Handwriting practice lines for first and last names. Each line contains a series of dashed lines for tracing and solid lines for independent writing.

Line 1: First Name: _____ Last Name: _____

Line 2: First Name: _____ Last Name: _____

Line 3: First Name: _____ Last Name: _____

Line 4: First Name: _____ Last Name: _____

Line 5: First Name: _____ Last Name: _____

Line 6: First Name: _____ Last Name: _____

Line 7: First Name: _____ Last Name: _____

Line 8: First Name: _____ Last Name: _____

Line 9: First Name: _____ Last Name: _____

Line 10: First Name: _____ Last Name: _____

Line 11: First Name: _____ Last Name: _____

Line 12: First Name: _____ Last Name: _____

Line 13: First Name: _____ Last Name: _____

Line 14: First Name: _____ Last Name: _____

Line 15: First Name: _____ Last Name: _____

Line 16: First Name: _____ Last Name: _____

Line 17: First Name: _____ Last Name: _____

Line 18: First Name: _____ Last Name: _____

Line 19: First Name: _____ Last Name: _____

Line 20: First Name: _____ Last Name: _____

Watch this amazing 5 minute video on the best way to teach reading - visit www.ReadingKEY.com

Materials provided from your friends at www.handwritingworksheets.com