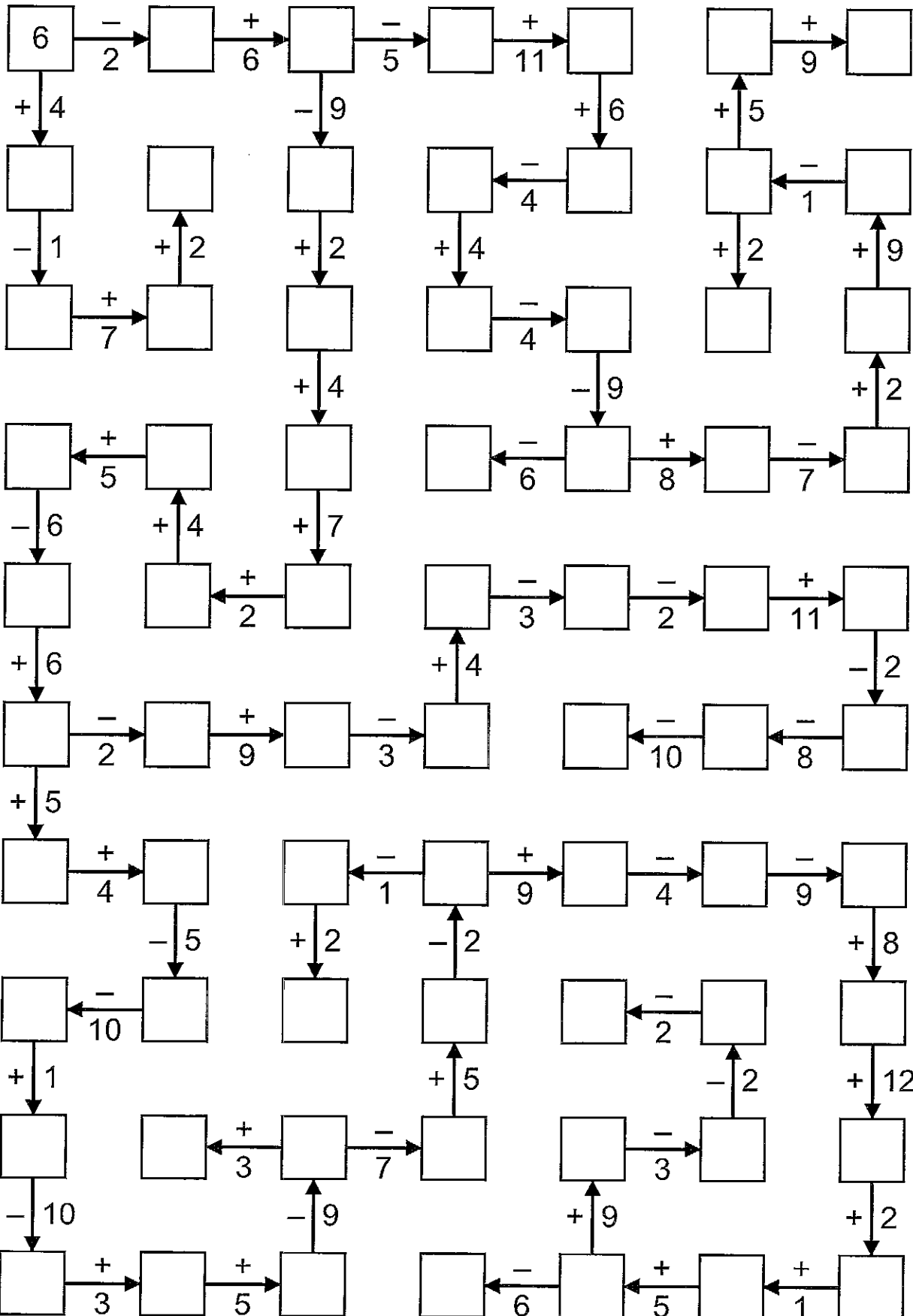


# AMI Days- Connect Four { 3rd & 4th Grade }

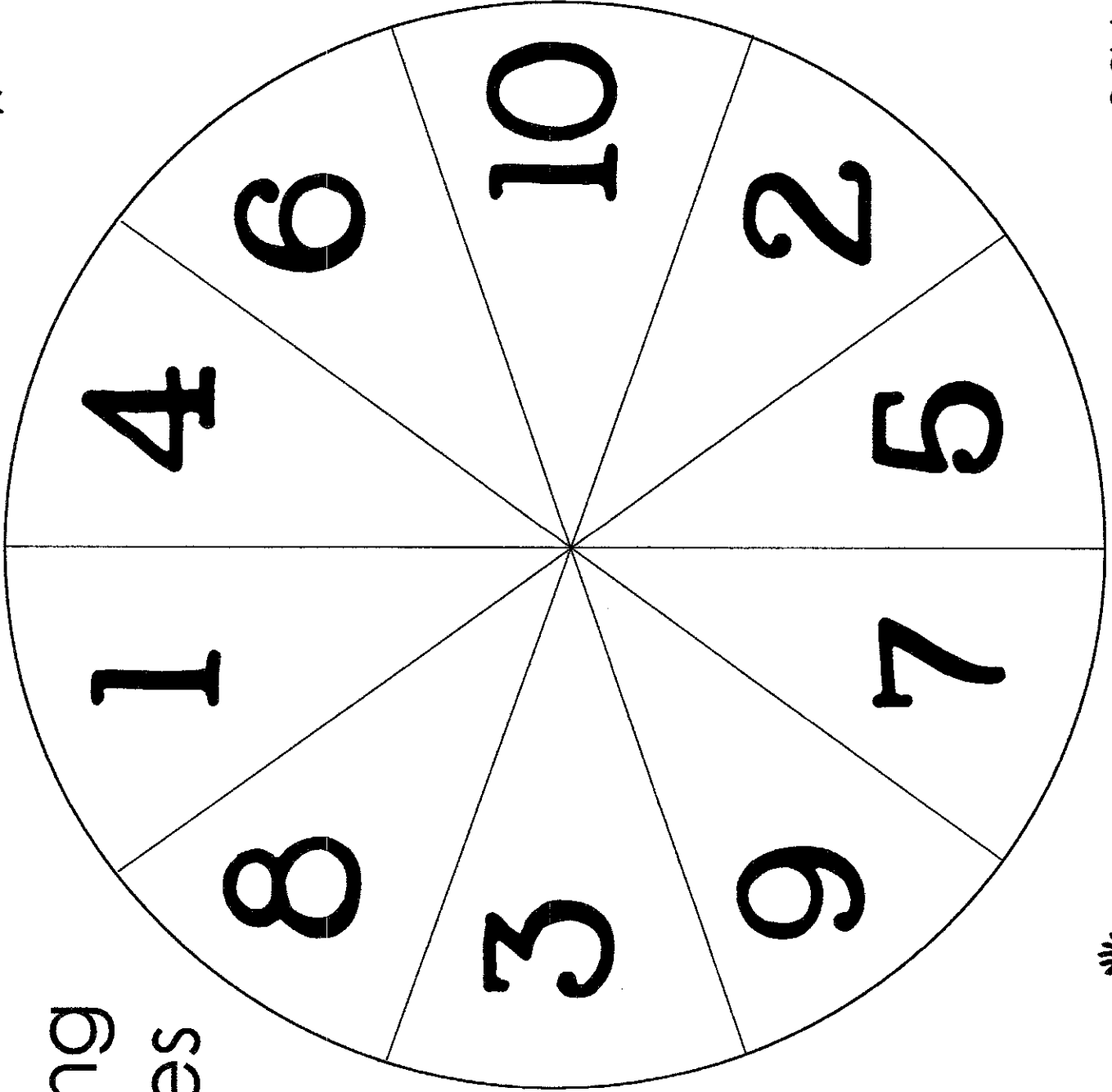
Choose four activities to complete for each day of school missed. Turn your assignments into your teachers when school resumes. Parents, please initial activities your child completed.

<p><b><u>Glyph Activity</u></b> read each question and circle your answer. Then, on the next page, create a snowman based on your answers.</p>	<p><b><u>Using Glyph activity</u></b> write an imaginative story about your snowman. Plan out your beginning, middle and end of your adventure on paper and then write final copy.</p>	<p><b><u>A Visit to the Dentist</u></b> Students need to read the passage using their inferencing skills and answer the 6 questions.</p>	<p><b><u>Mad Libs</u></b> Complete the activity with a family member. The student plugs in nouns, verbs, adjectives in the passage according to the directions.</p>	<p>Read a book for 20 Minutes. Have an Adult initial the box.</p>
<p><b>Opinion Writing</b> Do you think the school week should be shorter? Read the story and then give your opinion.</p>	<p>Using paper and scissors, create three different snowflakes.  Turn into teacher.</p>	<p><b><u>Spelling Sort</u></b> Sort the <u>short a</u> and <u>short e</u> words on another piece of paper.</p>	<p><b>Cloud in a Jar</b> (Get your mom to help.) Half-fill a jar with hot water. Get a pie pan and fill it with ice. Place the pan of ice on top of the jar with hot water. Record</p>	<p>Observe and keep a journal-What is the weather like today? What will it be like tomorrow? What will it be like by the end of the week?</p>
<p>Read a book for 20 Minutes. Have an Adult initial the box.</p>	<p>Create a list of words: 5 short a, 5 short e, 5 short i, and 5 short o words.</p>	<p><b>SCIENCE food chain</b> Use a large sheet of paper, at the top write the food you ate for one meal. Below each food draw its source, keep going, connect With arrows.</p>	<p><b>SCIENCE sink or float</b> Water, plastic pan, small objects Predict whether each object will sink or float. Record your predictions and results.</p>	<p><b>Weather and Health</b> Weather affects people's health. Draw a picture showing how to stay healthy in this type of weather. Write direction to others to help them survive</p>
<p><b>Place Value Challenge 1 &amp; 2</b></p>	<p><b>Picking Places Game</b></p>	<p><b>Place Value Mystery Picture</b></p>	<p><b>Addition and subtraction number snake page.</b></p>	<p>Play a math fluency game for 20 min. Parent initial this box.</p>

Name \_\_\_\_\_ Date \_\_\_\_\_



picking  
places



Name: \_\_\_\_\_

Date: \_\_\_\_\_

100s

10s

1s

< >

partner's

hundreds

tens

ones

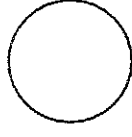
my  
number

=  
number

\_\_\_\_hundreds +  
\_\_\_\_

\_\_\_\_tens +  
\_\_\_\_

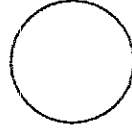
\_\_\_\_ones =  
\_\_\_\_



\_\_\_\_hundreds +  
\_\_\_\_

\_\_\_\_tens +  
\_\_\_\_

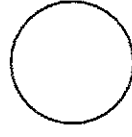
\_\_\_\_ones =  
\_\_\_\_



\_\_\_\_hundreds +  
\_\_\_\_

\_\_\_\_tens +  
\_\_\_\_

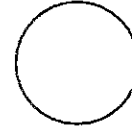
\_\_\_\_ones =  
\_\_\_\_



\_\_\_\_hundreds +  
\_\_\_\_

\_\_\_\_tens +  
\_\_\_\_

\_\_\_\_ones =  
\_\_\_\_



\_\_\_\_hundreds +  
\_\_\_\_

\_\_\_\_tens +  
\_\_\_\_

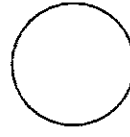
\_\_\_\_ones =  
\_\_\_\_



\_\_\_\_hundreds +  
\_\_\_\_

\_\_\_\_tens +  
\_\_\_\_

\_\_\_\_ones =  
\_\_\_\_



# Place Value Mystery Picture

Name: \_\_\_\_\_

1	2	3	4	5	6	7	8	9	10
11	12	13	14	15	16	17	18	19	20
21	22	23	24	25	26	27	28	29	30
31	32	33	34	35	36	37	38	39	40
41	42	43	44	45	46	47	48	49	50
51	52	53	54	55	56	57	58	59	60
61	62	63	64	65	66	67	68	69	70
71	72	73	74	75	76	77	78	79	80
81	82	83	84	85	86	87	88	89	90
91	92	93	94	95	96	97	98	99	100

What is this picture?



Name \_\_\_\_\_

### **Place Value Challenge #1**

Make a 4-digit number using the digits 1 and 2 one time each. The two additional digits should be filled in with zeros.

Explain how you created your number.

Explain what the digit 2 stands for in your number.

### **Place Value Challenge #2**

Make the largest number you can using the following digits.


2 5 1 6 8 7

Why is this the largest number you can make?

# Should the School Week Be Shorter?

If you're like most kids, you go to school Monday through Friday. But lately, a growing number of schools have shortened the week to four days. These schools are usually closed on Fridays or Mondays. The other school days are a little longer to make up the lost time.

Schools that use a shorter week say they save money on things like buses and electricity. But some people argue that a shorter week can mean less learning. Here's what two of our readers think.



**Alanah Guerrero**  
California

We should have four days of school instead of five. This would allow families to spend more time together. It would also give teachers more time to prepare lessons. During the three-day weekend, kids would have a chance to be outside, read, and play. They could use the extra day to prepare for tests and projects.



**Jayden Posada**  
Florida


I think we should have a five-day school week. Many parents work five days a week. If kids were in school for only four days, families would have to pay for a babysitter for the extra day. That could get expensive. Plus, if we had four extra-long school days, kids may not have time to get their chores done after school.

Cheng (turtle); Peter Cassino (boy); Shutterstock.com (cockroach, scorpion); page 7: Courtesy of Family (Alanah); Courtesy of Family (Jayden); Illustration by Dean McAdams






Name: \_\_\_\_\_



# What Do You Think?

Read the debate "Should the School Week Be Shorter?" Decide what you think, and write a paragraph to express your opinion. You can include your picture, name, and state—just like the students in this issue's debate.



## Should the School Week Be Shorter?

I think the school week \_\_\_\_\_  
(State your opinion.)

\_\_\_\_\_

I believe this because \_\_\_\_\_  
(Give one reason that supports your opinion.)

\_\_\_\_\_

Another reason is \_\_\_\_\_  
(Give a second reason that supports your opinion.)

\_\_\_\_\_

Also, \_\_\_\_\_  
(Give a third reason that supports your opinion.)

\_\_\_\_\_

For these reasons, \_\_\_\_\_  
(Restate your opinion in new words.)

\_\_\_\_\_

\_\_\_\_\_

TAPE YOUR PHOTO OR DRAW A PICTURE OF YOURSELF HERE.

\_\_\_\_\_


(YOUR NAME)

\_\_\_\_\_

(YOUR STATE)

## A Visit to the Dentist

Today Ben, Tyler, and I went to the dentist. Ben and I had been to the dentist many times. We had an appointment for our teeth to be cleaned. Tyler was pretty nervous.



Dr. Huber met us in the waiting room. “Who’s first?” he asked.

“NOT ME!” Tyler said loudly.

Mom whispered something to Dr. Huber. He nodded and said, “He’ll be fine. We’ll go from oldest to youngest. Ellie?”

When Dr. Huber finished cleaning my teeth, he showed me the prize box. I started to take a jump rope, but then I reached for a toy car instead. I walked out to the waiting room.

“Boy, that was fun,” I said to Tyler. “Dr. Huber used bubble-gum-flavored toothpaste, and then I got a prize. A toy car!”

That’s when Tyler jumped out of his seat. “Let me go next, please, please!” he said.

Name \_\_\_\_\_ Date \_\_\_\_\_

Use what you read in the passage to answer the questions.

**1.** Where did the children go?

---

---

**2.** Who was the oldest of the three children?

---

---

**3.** How was Tyler feeling about visiting the dentist? Why?

---

---

**4.** What flavor toothpaste did Tyler get?

---

---

**5.** Do you think the dentist and Mom had a plan? Why do you think that?

---

---

**6.** What did you think the author was trying to tell the reader?

---

---

Directions: With a partner, OR on your own, fill in each of the blanks. Then, fill in the Mad Libs story with your responses! (Do not peek at the story first!)

adjective \_\_\_\_\_

plural noun \_\_\_\_\_

your teacher's name \_\_\_\_\_

noun \_\_\_\_\_

adjective \_\_\_\_\_

noun \_\_\_\_\_

adjective \_\_\_\_\_

noun \_\_\_\_\_


friend's name \_\_\_\_\_

verb \_\_\_\_\_

verb \_\_\_\_\_

adjective \_\_\_\_\_

current grade \_\_\_\_\_



Name: \_\_\_\_\_

# Do You Want to Build a Snowman?

## Glyph Activity

**Directions:** Read each question and circle your answer. Then, on the next page, create a snowman based on your answers.

### 1. Draw the Snow Balls.

- Color one snowball for every person in your family. For example, if you have five people in your family (including you), draw 5 snowballs

### 2. Type of Arms

- I celebrate Christmas at my house: Sticking straight out
- I celebrate Christmas at someone else's house: Pointing towards the ground

### 3. Color of Buttons

- I am a boy: Blue
- I am a girl: Pink

### 4. Color of Mittens: What is your favorite winter activity?

- I like to go sledding: Navy Blue
- I like to go ice skating: Red
- I like to have snow fights: Orange
- I like to make snow angels: Green

### 5. Color of Scarf: Who plays in the snow with you most often?

- I play in the snow with my family: Orange
- I play in the snow with my friends: Light blue
- I do not play in the snow: Brown

### 6. Color of Eyes: Which do you prefer?

- Skiing: Blue
- Snowboarding: Green
- I've never done either: Brown

### 7. Draw a Hat: What's your favorite winter treat?

- Hot chocolate: top hat
- Apple cider: winter hat

\*Don't forget to add a carrot nose and a mouth

Resource created by  
Jessica Lawler

# Plan Your Own Snowman Adventure

Name: \_\_\_\_\_

Beginning:

Middle:

End:

